

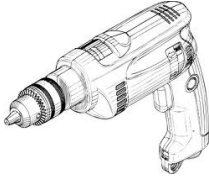



Directional Reading Light

Part#: 69704B

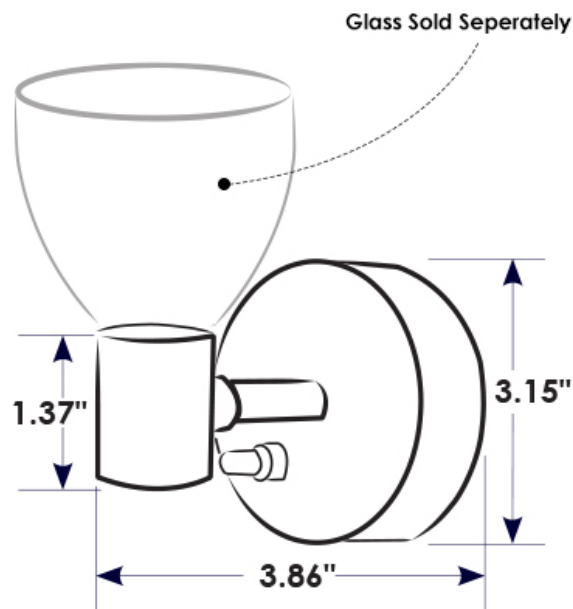
INSTALLATION INSTRUCTIONS

PARTS NEEDED:			
			
Reading Light	Mounting Screws	Power Drill (not provided)	Wire Nuts (not provided)

Safety Instructions

- Disconnect power before installing, adding or changing any component.
- To avoid a hazard to children, account for all parts and destroy all packing materials.
- Operating Voltage: 10 - 14V DC

1. Drill hole in mounting surface for wires
2. Attach wires to power source. Red is positive and black is neutral
3. Attach light to wall with included screws (before attaching to wall make sure light is level)



3030 Corporate Grove Dr.
Hudsonville, MI 49426
Phone: 616.396.1355
itc-us.com

For warranty information please visit www.itc-us.com/warranty-return-policy
Rev A · 07/20/16