






# Modular Nav Light

## INSTALLATION INSTRUCTIONS

Part#: 69640H-X-X

### PARTS/TOOLS NEEDED:

				
Navigation Light	Screws Bezel Mount Only (not provided)	Power Drill (not provided)	Marine Wire Connectors (not provided)	Application Specific Sealant (not provided)

### INSTALLATION CONSIDERATIONS

- Disconnect power before installing, adding or changing any component.
- To avoid a hazard to children, account for all parts and destroy all packing materials.
- It is recommended that fuse protection be added to the positive (+) input.
- All electrical connections should be made inside a watertight junction box.
- \*Visit <https://www.uscgboating.org/regulations/navigation-rules.php> for full navigation regulations.

#### Backnut No Bezel Version | *Mounting angle must be on vertical surface and 56.25 degrees to meet coast guard requirements\**

1. Drill a 7/8" hole in your mounting surface then feed the wires through the pre-drilled hole.




2. Wire the light using the the wiring diagram. Use application specific sealant around the light to prevent any ingress of water. Screw on the back nut to the light until tight.



#### Screw Mount Bezel Version | *Mounting angle must be on vertical surface and 56.25 degrees to meet coast guard requirements\**

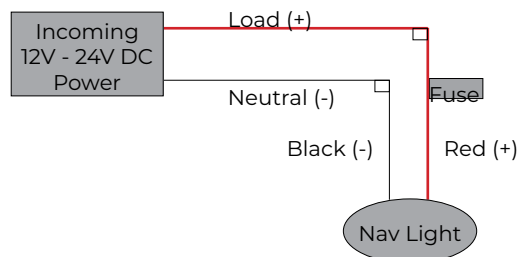
1. Drill a 7/8" hole in your mounting surface and predrill screw holes. Feed the wires through the pre-drilled 7/8" hole.



2. Wire the light using the the wiring diagram. Use application specific sealant around the light to prevent any ingress of water. Screw on the bezel.



**Wiring Diagram** Wire the light based on the wiring diagram. Use silicone sealant around the light to prevent any ingress of water.



3030 Corporate Grove Dr.  
Hudsonville, MI 49426  
Phone: 616.396.1355  
[itc-us.com](http://itc-us.com)

For warranty information please visit [www.itc-us.com/warranty-return-policy](http://www.itc-us.com/warranty-return-policy)  
DOC #: 710-00153 · Rev C · 06/19/23