

LED Pin Light

Specification Guide

Sample Part #: 69515-3K

Base Part
LED color

Base Part #	LED Color	
60° Standard Lens		
69515	3K - 3000K 6K - 6300K	BL - Blue AM - Amber RD - Red
69516J	RGB-10 - VersiColor RGB	
69516	RGBW-6-12 - VersiColor RGBW	
	ARGB-6-12 - Addressable RGB	
120° Wide Angle Lens		
69517	3K-48 - 3000K 6K-48 - 6300K	

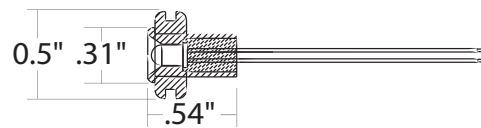
Sample Part #: 69515BZ-WH

Base Part
Bezel color

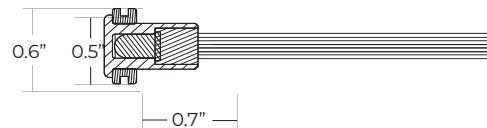
Base Part #	Bezel Color
69515BZ	WH - White BK - Black NI - Brushed Nickel

*Not available on RGB version

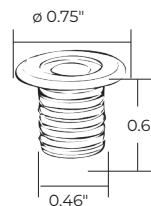
Standard LED Pin Light:



VersiColor RGB LED Pin Light:



Optional Mounting Bezel:



Installation Notes:

- Slide light off grommet, install rubber into 3/8" hole, then slide light back into rubber grommet.
- The brushed nickel bezel can be used in interior applications only

Features:

- Available in 6300K, 3000K, blue, amber, red, VersiColor RGB(W) or addressable
- Watertight design, ideal for marine applications bow rails, bimini tops, and accent lighting
- Grommet designed to mount in material up to 12 gauge thickness. RGB option comes standard with two additional grommets for 1/8" aluminum and 3/16" fiberglass mounting
- Black, white or brushed nickel bezels available for installation in thicker mounting surfaces

Product Details:

	Standard	RGB(W)/Addressable
Bezel Material	316 Stainless Steel	
Voltage	10-14V DC	
Wattage	0.2W	RGB(W) : 0.3W ARGB : 0.7W
Current	0.017A	RGB(W) : 0.02A ARGB : 0.04A
Lumens	3.5LM (White)	RGB(W) : 3.9LM ARGB : 3.6LM
Color Temp.	6300K, 3000K, Blue, Amber	RGB(W) or ARGB
Cutout Dimensions	0.375" w/o Bezel 0.4375" w/ Bezel	0.5" w/o Bezel

