


LOOK™ Inner Etched Two Bar

Integrated LED Backlit Mirror

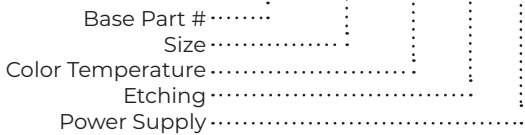


Features

- Improved illumination and reduced shadowing through the use of side lighting
- Mirror and mounting panel is IP44 rated
- Detailed dimensional drawings are available for all mirrors to help in planning the layout of blocking and power supply location.
- Safety PVC membrane on back prevents small pieces from falling off in the event of a mirror breakage
- Lead free silver backing exceeds ISO 9227:2012, 120 hour corrosion testing
- Can be mounted either portrait or landscape orientation
- Back box power supply provides flexible installation that meets stringent building codes
- Power supply junction box can be screwed into the pre-installed brackets on the mirror or into contractor supplied blocking

Specification Guide

Sample Part #: 69455.2436.30K.LR.RMT



Base Part #	Size	Color Temp.	Etching	Power Supply
69455	2436 - 24"W x 36"H 3040 - 30"W x 40"H 2448 - 24"W x 48"H	30 - 3000K 40 - 4000K*	LR - Two Bar	RMT - Remote Power Supply

* Non-stock option, subject to a 50 piece minimum order quantity, contact sales for availability.




3030 Corporate Grove Dr.
Hudsonville, MI 49426
Phone: 616.396.1355
itc-us.com




Product Details

69455.2436.30K.LR.RMT




Dimensions	24"W x 35.6"H x 1.8"D
Housing	Anodized Aluminum
Lens	Glass
Wattage	12W @ 120V AC
Voltage	120 - 277V AC
Current	0.12A @ 120V AC
Lumens	1260 LM @ 120V AC
Kelvin	3000K or 4000K ²
CRI	> 90

69455.3040.30K.LR.RMT



Dimensions	30"W x 39.6"H x 1.8"D
Housing	Anodized Aluminum
Lens	Glass
Wattage	14W @ 120V AC
Voltage	120 - 277V AC
Current	0.14A @ 120V AC
Lumens	1450 LM @ 120V AC
Kelvin	3000K or 4000K ²
CRI	> 90

69455.2448.30K.LR.RMT



Dimensions	24"W x 47.6"H x 1.8"D
Housing	Anodized Aluminum
Lens	Glass
Wattage	14W @ 120V AC
Voltage	120 - 277V AC
Current	0.14A @ 120V AC
Lumens	1500 LM @ 120V AC
Kelvin	3000K or 4000K ²
CRI	> 90

Power Box Specifications

*Ordered Separately



Part Number	690010.121 0-10V DC	690010.143 Line Voltage
Dimensions	13"L x 1.25"W x 1.7"D	
Housing	Aluminum	
Wattage	96W	
Voltage	120 - 277V AC	
Current	Max 4A	
Power Factor	0.94 @ 120V AC	
Frequency	50 - 60Hz	

Line Voltage Approved Dimmers

Leviton		Lutron	
VPI06-1LZ	DZ6HD	SCL-153PR	CTCL-153PDH
TTI06-1LZ	6674	DVCL-153PR	PD-6WCL
IPL06	6672	DVWCL-153PH	PD-5NE-WH

Notes:

1. Lumens per watt based on light source
2. Standard non-stock mirrors subject to 90 day lead time and a 50 piece minimum order quantity
3. Custom mirrors available upon request, subject to a 50 piece minimum, 50% deposit and 90 day lead time following approved drawings
4. Mirrors must be shipped LTL and cannot be shipped via FedEx or UPS



3030 Corporate Grove Dr.
Hudsonville, MI 49426
Phone: 616.396.1355
itc-us.com